



Pressure Switch for neutral gases and liquids

- For neutral gases and liquids
- Models normally open contact, normally closed contact or changeover contact
- Switching point can be adjusted with grub screw



Product variants described in the data sheet may differ from the product presentation and description.

Type description

The pressure switch is used to convert adjustable pneumatic signals into electrical signals.



Table of contents

1. General technical data	3
1.1. Normally open contact, AF19	3
1.2. Normally open contact/normally closed contact/changeover contact, AF24.....	3
1.3. Changeover contact, flange mounting	4
2. Approvals and conformities	4
2.1. General notes	4
2.2. Conformity	4
2.3. Standards.....	4
3. Materials	5
3.1. Bürkert resistApp.....	5
4. Dimensions	5
4.1. Normally open contact, AF19	5
4.2. Normally open contact/normally closed contact/changeover contact, AF24.....	5
4.3. Changeover contact, flange mounting	6
5. Product operation	6
5.1. Functional overview	6
6. Ordering information	6
6.1. Bürkert eShop	6
6.2. Bürkert product filter.....	6
6.3. Ordering chart	7
6.4. Ordering chart accessories.....	7

DTS 1000264997 EN Version: F Status: RL (released | freigegeben | validé) printed: 23.09.2024



1. General technical data

1.1. Normally open contact, AF19

Product properties	
Dimensions	Further information can be found in chapter "1.1. Normally open contact, AF19" on page 3.
Material	
Housing	Brass
Diaphragm	NBR, others on request
Switching function	Normally open contact
Mechanical service life	10 ⁶
Electrical data	
Reference voltage	Max. 42 V
Switching current	Max. 2 A
Performance data	
Setting range	1...10 bar
Bursting pressure	20 bar
Switch-back difference	10...15 %
Switching frequency	Max. 200/min
Medium data	
Operating medium	Air
Medium temperature	- 25...+ 85 °C
Approvals and conformities	
Protection class	IP00 (IP20, with protection cap)

1.2. Normally open contact/normally closed contact/changeover contact, AF24

Product properties	
Dimensions	Further information can be found in chapter "1.2. Normally open contact/normally closed contact/changeover contact, AF24" on page 3.
Material	
Housing	Galvanised steel, stainless steel, brass
Diaphragm	Variant 1: NBR diaphragm Variant 2: UR seal
Switching function	Normally open contact, normally closed contact or changeover contact
Mechanical service life	10 ⁶
Design	Variant 1: Spring-loaded diaphragm Variant 2: Spring-loaded piston
Electrical data	
Reference voltage	Max. 42 V
Switching current	Max. 2 A
Performance data	
Setting range	Variant 1: 0.5...2 bar / 1...10 bar Variant 2: 10...70 bar / 50...200 bar
Bursting pressure	Variant 1: 10 bar / 20 bar Variant 2: 120 bar / 300 bar
Switch-back difference	15...25 %
Switching frequency	Max. 200/min
Medium data	
Operating medium	Air, hydraulic oil, oil emulsion, water
Medium temperature	- 25...+ 85 °C
Approvals and conformities	
Protection class	IP00 (IP20, with protection cap)

1.3. Changeover contact, flange mounting

Product properties	
Dimensions	Further information can be found in chapter "1.3. Changeover contact, flange mounting" on page 4.
Material	
Housing	Galvanised steel, stainless steel, brass
Diaphragm	Variant 1: NBR diaphragm Variant 2: UR seal
Switching function	Changeover contact
Mechanical service life	10 ⁶
Design	Variant 1: Spring-loaded diaphragm Variant 2: Spring-loaded piston
Electrical data	
Reference voltage	Max. 250 V
Switching current	Max. 5 A
Performance data	
Setting range	Variant 1: 0.3...2 bar / 1...10 bar Variant 2: 1...70 bar / 50...200 bar
Bursting pressure	Variant 1: 20 bar / 20 bar Variant 2: 250 bar / 300 bar
Switch-back difference	15...25 %
Switching frequency	Max. 200/min
Medium data	
Operating medium	Air, hydraulic oil, oil emulsion, water
Medium temperature	- 25...+ 85 °C
Approvals and conformities	
Protection class	IP65 cable plug Type 2518

2. Approvals and conformities

2.1. General notes

- The approvals and conformities listed below must be stated when making enquiries. This is the only way to ensure that the product complies with all required specifications.
- Not all available variants can be supplied with the below mentioned approvals or conformities.

2.2. Conformity

In accordance with the Declaration of Conformity, the product is compliant with the EU Directives.

2.3. Standards

The applied standards which are used to demonstrate compliance with the EU Directives are listed in the EU-Type Examination Certificate and/or the EU Declaration of Conformity.

3. Materials

3.1. Bürkert resistApp



Bürkert resistApp – Chemical resistance chart

You want to ensure the reliability and durability of the materials in your individual application case? Verify your combination of media and materials on our website or in our resistApp.

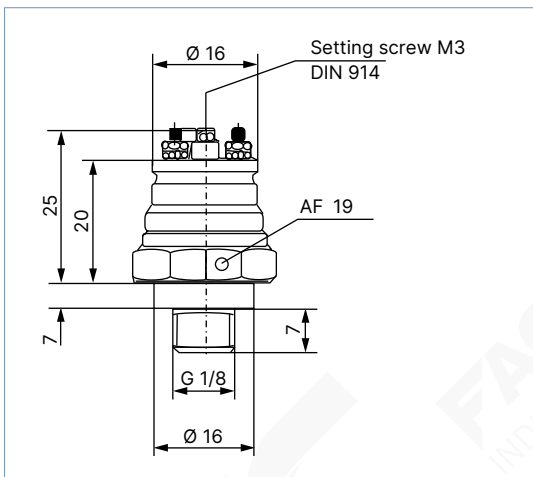
[Start chemical resistance check](#)

4. Dimensions

4.1. Normally open contact, AF19

Note:

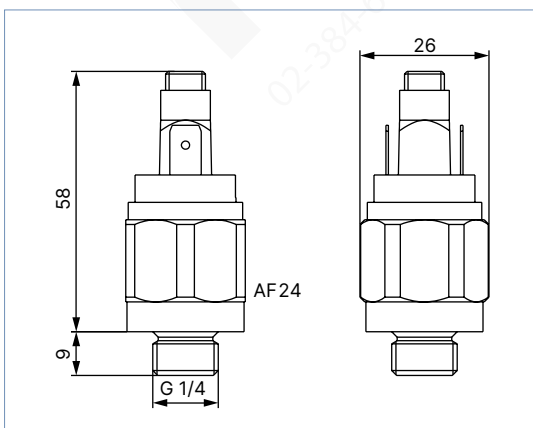
Dimensions in mm



4.2. Normally open contact/normally closed contact/changeover contact, AF24

Note:

Dimensions in mm

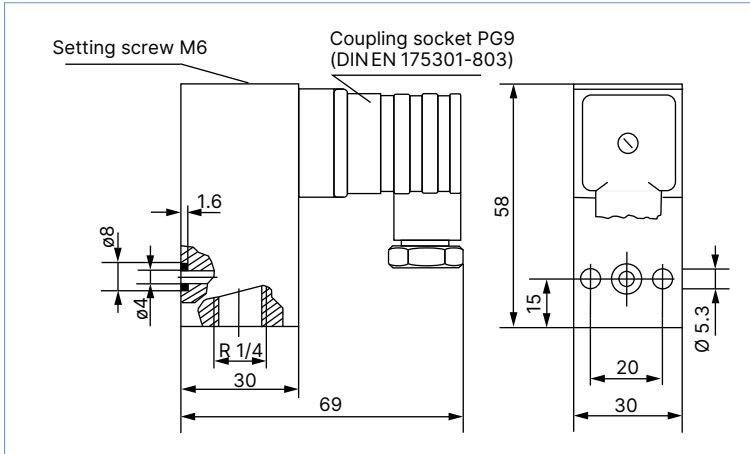


DTS 1000264997 EN Version: F Status: RL (released | freigegeben | validé) printed: 23.09.2024

4.3. Changeover contact, flange mounting

Note:

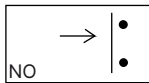
Dimensions in mm



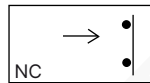
5. Product operation

5.1. Functional overview

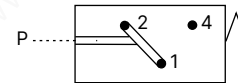
NO (normally open contact)



NC (normally closed contact)




Changeover contact



6. Ordering information

6.1. Bürkert eShop




Bürkert eShop – Easy ordering and quick delivery

You want to find your desired Bürkert product or spare part quickly and order directly? Our online shop is available for you 24/7. Sign up and enjoy all the benefits.

Order online now

6.2. Bürkert product filter



Bürkert product filter – Get quickly to the right product

You want to select products comfortably based on your technical requirements? Use the Bürkert product filter and find suitable articles for your application quickly and easily.


















Try out our product filter

DTS 1000264997 EN Version: F Status: RL (released | freigegeben | valide) printed: 23.09.2024

6.3. Ordering chart

Note:

Further variants on request

Size	Variant	Setting range	Article no.
AF19	NO (normally open contact)	1...10 bar	780494 
AF24	NO (normally open contact)	0.5...2 bar	772503 
		1...10 bar	780496 
		10...70 bar	787283 
		50...200 bar	787284 
	NC (normally closed contact)	0.5...2 bar	772500 
		1...10 bar	780495 
		10...70 bar	787286 
		50...200 bar	787287 
	Changeover contact	0.5...2 bar	772506 
		1...10 bar	772515 
		10...70 bar	772524 
		50...200 bar	772536 
Flange mounting	Changeover contact	0.5...2 bar	784230 
		1...10 bar	780499 
		10...70 bar	787289 
		50...200 bar	787290 

6.4. Ordering chart accessories

Variant	Article no.
Protection cap for AF19 switch	780498 
Protection cap for AF24 switch	780497 
Cable plug Type 2518 for flange mounting switch	315329 