



PWM control electronics for electromagnetic proportional valves

- Programmable digital electronics
- Converts an analogue input signal into a PWM output signal
- Adjustable PWM frequency
- Digital communication (bùS) possible
- Optional integrated time control and digital/analogue inputs

Product variants described in the data sheet may differ from the product presentation and description.

Can be combined with



Type 2873

Direct-acting 2 way standard solenoid control valve



Type 6013

Plunger valve 2/2 way direct-acting

Type description

The digital control electronics Type 8605 are used to operate proportional solenoid control valves in a power range from 40 - 2000 mA. The electronics convert an external standard signal into a pulse-width modulated (PWM) signal, which enables infinite adjustment of the opening of the proportional valve and hence a fluidic output parameter (e.g. flow rate). An internal current control with the duty cycle of the PWM signal as an actuating variable ensures that every value of the input signal, irrespective of the thermal state of the coil, is unambiguously assigned a given value of the effective coil current. A display and operating keys allow the electronics to be easily adapted to a particular proportional valve and to the specific conditions of an application. In order to integrate the control unit - and thus also the proportional valve - into a higher-level controller, the CAN-based variant of the control unit (called bùS) is required. Parameterisation and configuration of the proportional valve can be performed quickly and easily using the Bürkert Communicator software. Furthermore, the bùS control electronics enables the integration of shut-off valves into bùS/CAN systems. By using the integrated time control function, a shut-off valve can be opened or closed for a certain period of time. This enables, for example, batch control solutions in filling processes. Optionally, Type 8605 can be equipped with an additional I/O board. This allows the connection of external sensors or switches. The valve behaviour on these input signals can be configured (e.g. 2-point control).



Table of contents

1. General technical data	3
1.1. Type 8605 control for proportional valves	3
1.2. Type 8605 (büS) control for shut-off/solenoid valves	3
2. Dimensions	4
2.1. Type 8605 control for proportional valves	4
Cable plug with control unit (analogue version only)	4
Cable plug without control unit (analogue and bus versions, for bus version only M12 plug, 5 pin)	5
DIN rail version (analogue variant only)	5
2.2. Type 8605 (büS) control for shut-off/solenoid valves	6
Cable plug M12 plug, 5 pin	6
Cable plug M12 male connector, 5 pin and sensor input M12 female connector, 5 pin	7
3. Device/Process connections	7
3.1. Pin assignment	7
Type 8605 control for proportional valves	7
Type 8605 (büS) control for shut-off/solenoid valves	8
4. Product operation	9
4.1. Functional overview	9
Type 8605 control for proportional valves	9
Type 8605 (büS) control for shut-off/solenoid valves	10
5. Ordering information	10
5.1. Bürkert eShop – Easy ordering and quick delivery	10
5.2. Bürkert product filter	10
5.3. Ordering chart	11
Type 8605 control for proportional valves	11
Type 8605 (büS) control for shut-off/solenoid valves	11
5.4. Ordering chart accessories	11
Analogue version	11
büS version	12

1. General technical data

1.1. Type 8605 control for proportional valves

Product properties	Analogue version	büS version
Dimensions	Detailed information can be found in chapter “2.1. Type 8605 control for proportional valves” on page 4.	
Material		
Cable plug	Polyamide / PC	Polyamide / PC
DIN rail	Polyamide / PBT	
Ramp function	Time adjustable from 0 to 10 sec.	Time adjustable from 0 to 10 sec.
Version	<ul style="list-style-type: none"> Cable plug for direct mounting (terminal strip with PG bushing or M12 plug, 4 pin) DIN rail version (DIN EN 50022) 	
Electrical data		
Operating voltage	12...24 V DC	12...24 V DC
Power consumption	ca. 1 W (without valve)	ca. 1 W (without valve)
Voltage tolerance	± 10 %	± 10 %
Residual ripple	< 5 %	< 5 %
Output current (valve)	PWM: Max. 2 A	PWM: Max. 2 A
Input signal	Standard signals: 0...20 mA, 4...20 mA or 0...5 V, 0...10 V (configurable)	Digital control via CANopen based system bus (büS)
Input impedance	< 200 Ω (with current input) > 20 kΩ (with voltage input)	120 Ω (required terminating resistor in the büS network, not included in scope of delivery)
Output signal for valve control	PWM signal: Frequency adjustable from 80 Hz to 6 kHz	PWM signal: Frequency adjustable from 80 Hz to 6 kHz
Approvals and certificates		
Degree of protection		
Cable plug	IP65	IP65
DIN rail	IP40	
Environment and installation		
Ambient temperature	-10...60 °C	-10...60 °C

1.2. Type 8605 (büS) control for shut-off/solenoid valves

Product properties	büS version
Dimensions	Detailed information can be found in chapter “2.2. Type 8605 (büS) control for shut-off/solenoid valves” on page 6.
Material	
Cable plug	Polyamide / PC
Version	<ul style="list-style-type: none"> Cable plug for direct mounting (M12-plug, 5 pin) Cable plug for direct mounting (M12-plug, 5 pin) and sensor input (M12 socket, 5 pin)
Time switch	Freely parameterizable via communicator
Electrical data	
Operating voltage	12...24 V DC
Power consumption	ca. 1 W (without valve)
Voltage tolerance	± 10 %
Residual ripple	< 5 %
Output current (valve)	Max. 1 A 100 % ED
Input signal	Digital control via CANopen based system bus (büS)
Input impedance	120 Ω (required terminating resistor in the büS network, not included in scope of delivery)
Output signal for valve control	Nominal voltage or 0 V

Approvals and certificates

Degree of protection

Cable plug IP65

Environment and installation

Ambient temperature -10...60 °C

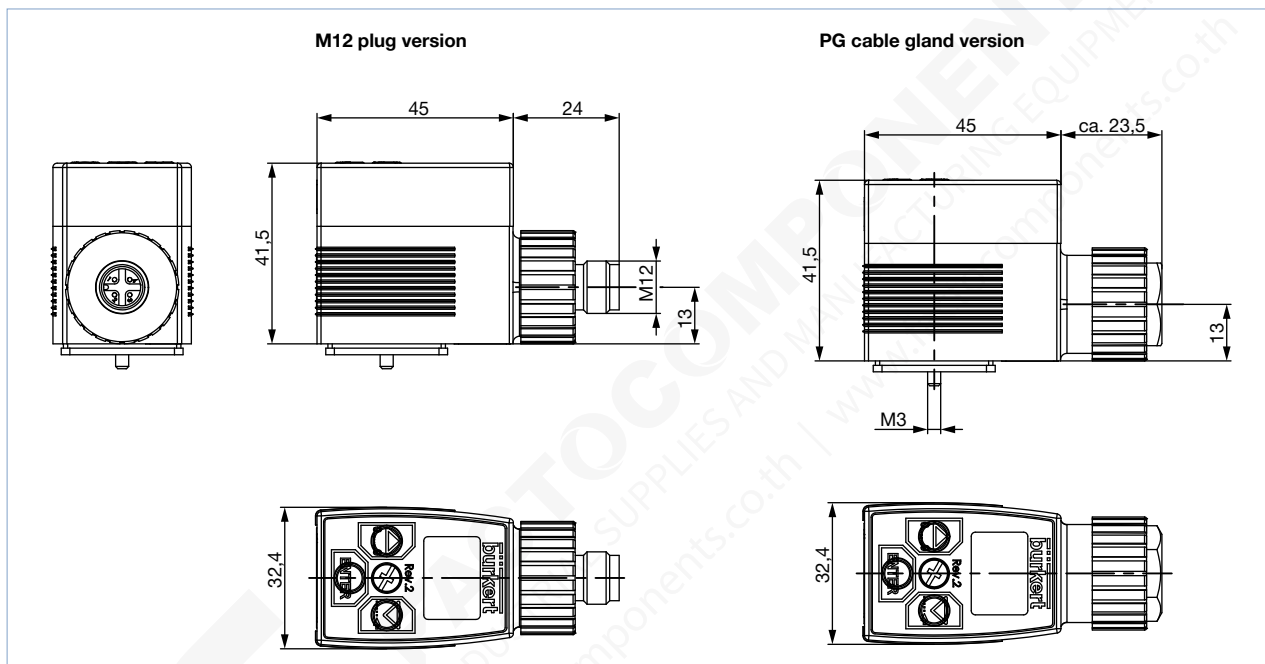
2. Dimensions

2.1. Type 8605 control for proportional valves

Cable plug with control unit (analogue version only)

Note:

Dimensions in mm

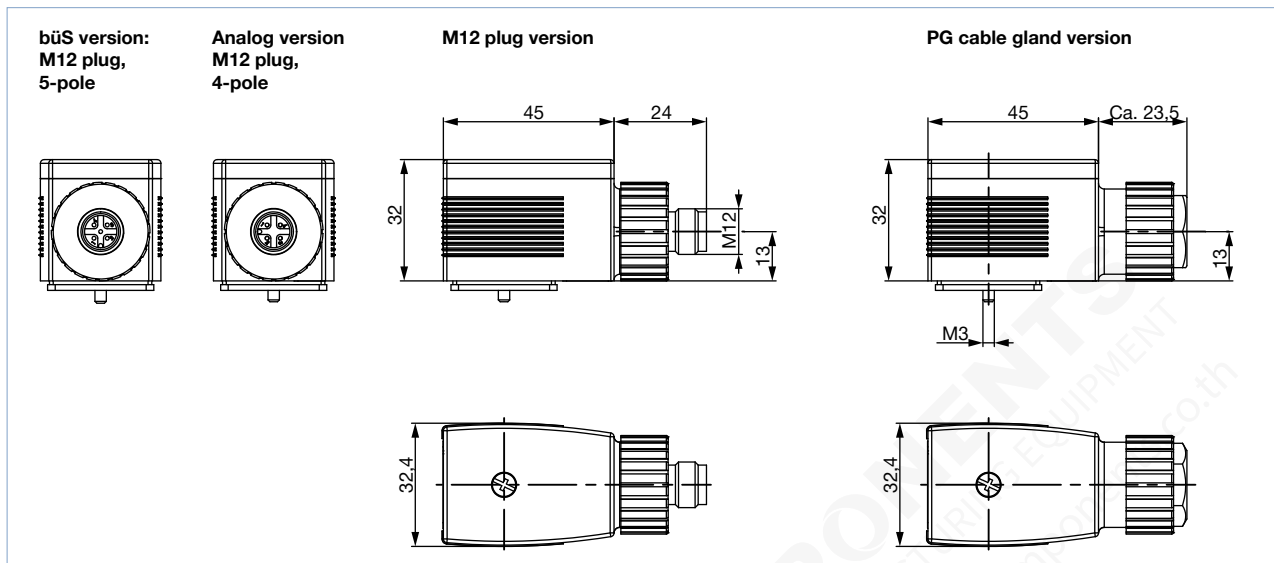


DTS 1000086949 EN Version: M Status: RL (released | freigegeben | valide) printed: 29.06.2021

Cable plug without control unit (analogue and bus versions, for bus version only M12 plug, 5 pin)

Note:

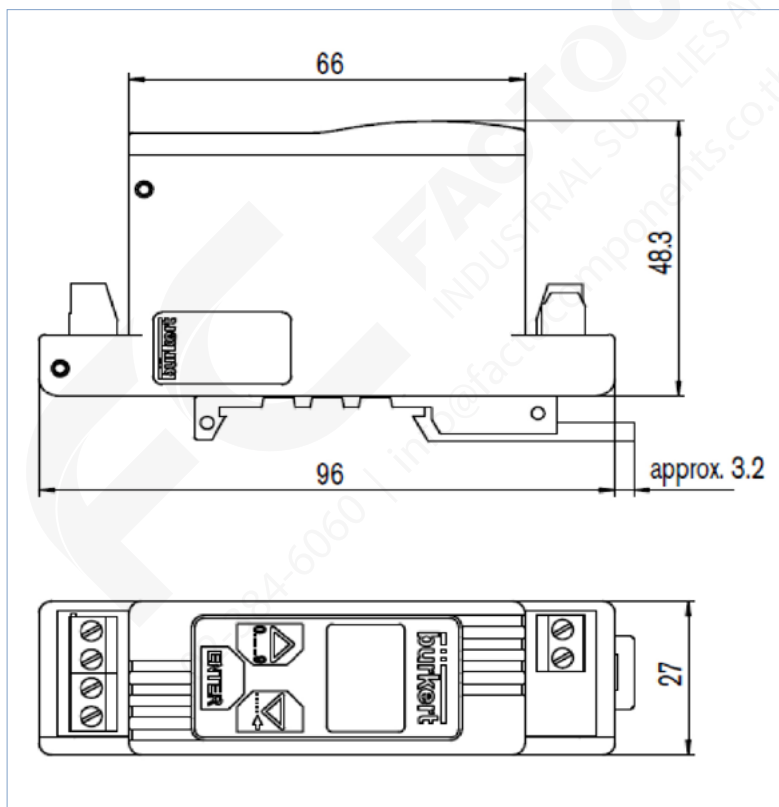
Dimensions in mm



DIN rail version (analogue variant only)

Note:

Dimensions in mm



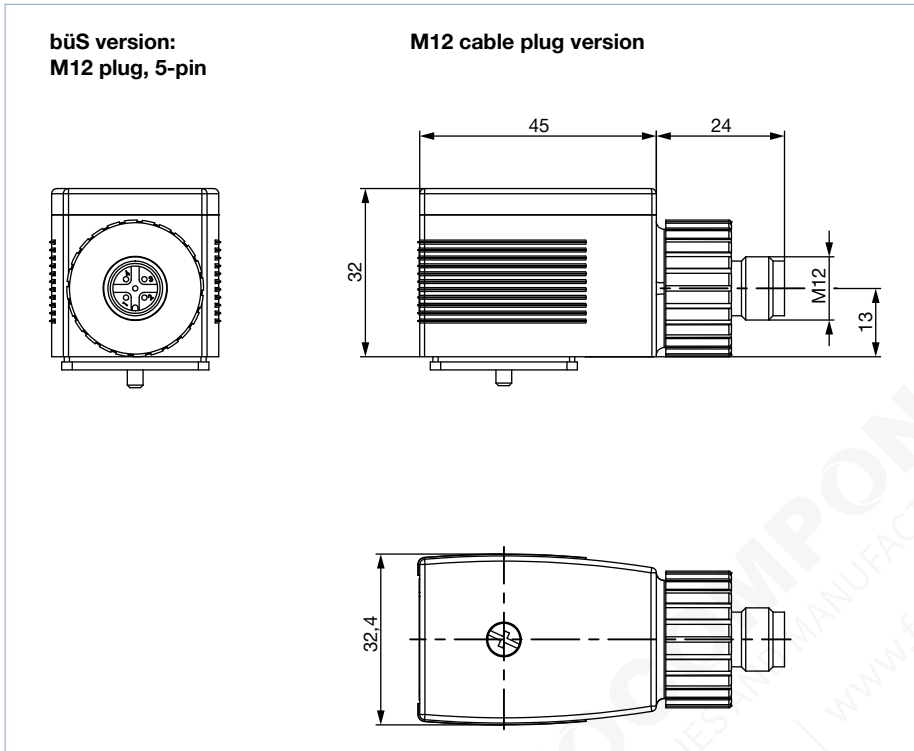
DTS 1000086949 EN Version: M Status: RL (released | freigegeben | validé) printed: 29.06.2021

2.2. Type 8605 (büS) control for shut-off/solenoid valves

Cable plug M12 plug, 5 pin

Note:

Dimensions in mm

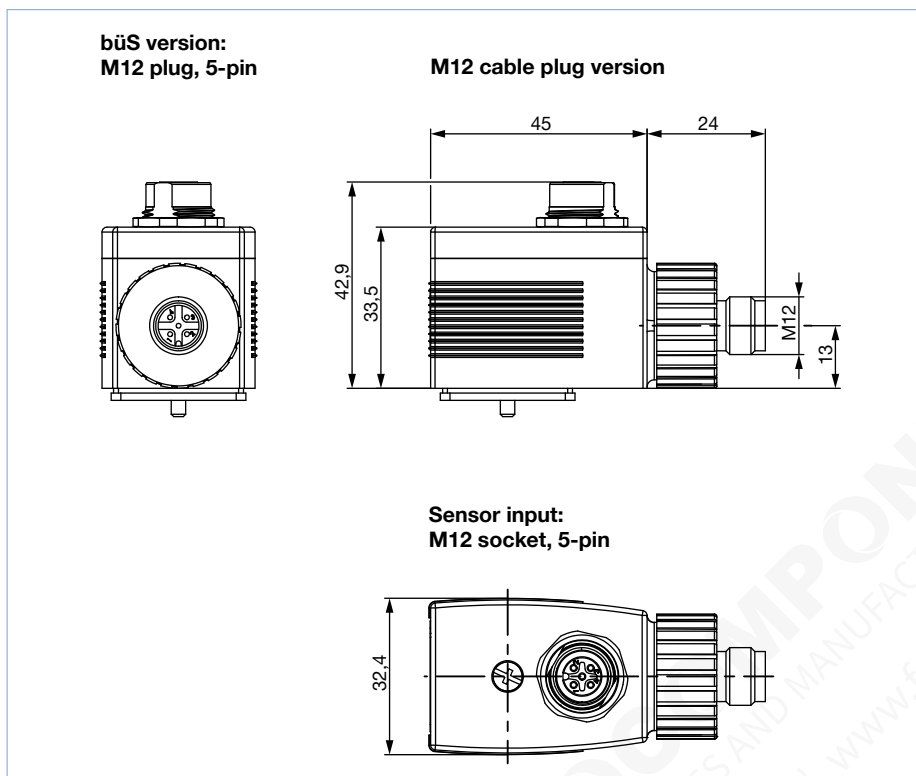


DTS 1000086949 EN Version: M Status: RL (released | freigegeben | valide) printed: 29.06.2021

Cable plug M12 male connector, 5 pin and sensor input M12 female connector, 5 pin

Note:

Dimensions in mm

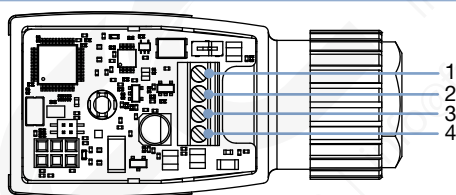


3. Device/Process connections

3.1. Pin assignment

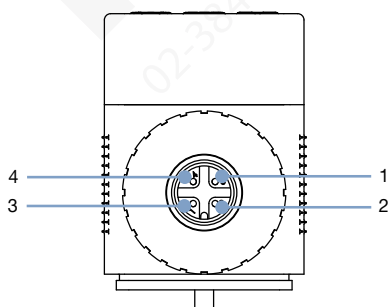
Type 8605 control for proportional valves

Cable plug PG feed-through



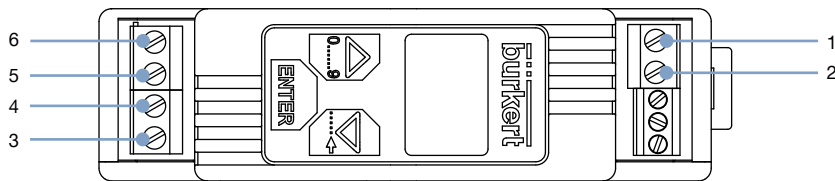
No.	Element
1	Standard signal +
2	Standard signal GND
3	GND
4	+ 12...24 V DC

Cable plug M12 plug, 4 pin



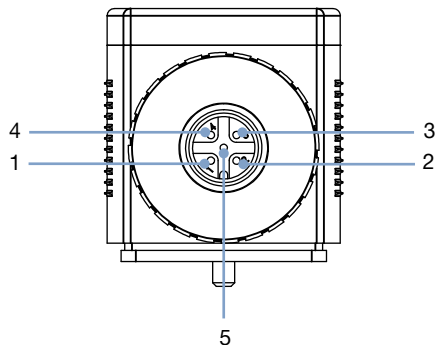
No.	Element
1	Standard signal GND
2	GND
3	+ 12...24 V DC
4	Standard signal +

DIN rail



No.	Element
1	Valve
2	Valve
3	Standard signal +
4	Standard signal GND
5	GND
6	+12...24 V DC

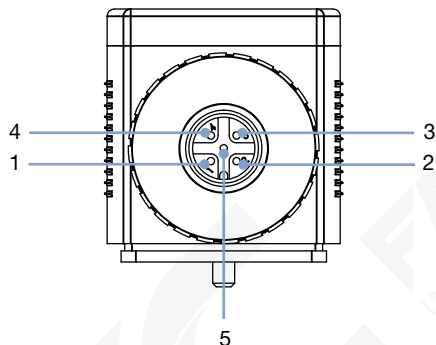
Cable plug M12 plug 5 pin (bÜS variant)



No.	Element
1	Shield
2	12...24 V
3	GND
4	CAN_H
5	CAN_L

Type 8605 (bÜS) control for shut-off/solenoid valves

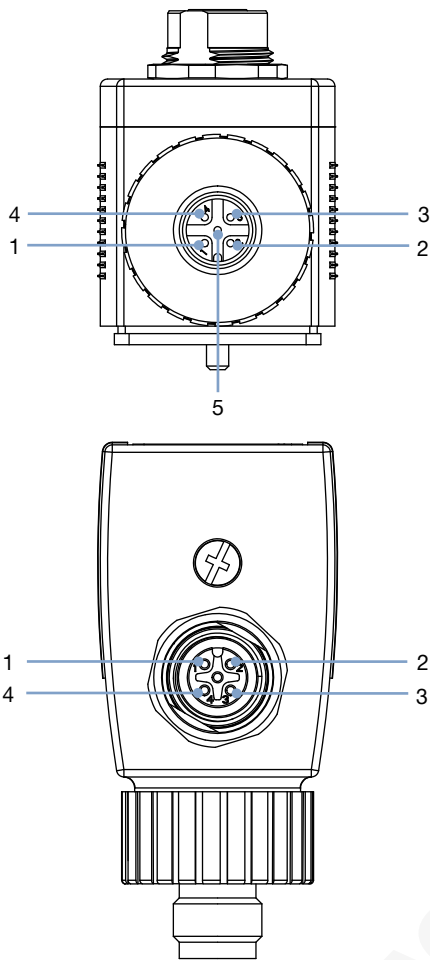
Cable plug M12 plug 5 pin (bÜS variant)



No.	Element
1	Shield
2	12...24 V
3	GND
4	CAN_H
5	CAN_L

DTS 1000086949 EN Version: M Status: RL (released | freigegeben | validé) printed: 29.06.2021

Cable plug M12 plug, 5 pin and sensor input M12 socket, 5 pin (bÜS variant)



No.	Element
1	Shield
2	12...24 V
3	GND
4	CAN_H
5	CAN_L

No.	Element
1	24 V DC
2	DI2 (Digital input, frequency input)
3	GND
4	AI1/DI1 (Analogue input, digital input)

4. Product operation

4.1. Functional overview

Type 8605 control for proportional valves

- Microcontroller controlled electronics
- Compensation of solenoid coil heating by internal current control
- Configurable ramp function
- Adjustable zero point switch-off
- Continuously adjustable PWM frequency
- Easy adaptation of the minimum and maximum current (opening start or full opening) to the actual pressure conditions
- Display and button (analogue version)
- Switchable input standard signal (analogue version)
- Digital communication based on CANopen (bÜS variant)

Visit product website ►

9 | 13

Type 8605 (büS) control for shut-off/solenoid valves

- Microcontroller controlled electronics
- Digital communication on CANopen basis
- Integrated time control function
- Switching counter
- Energy-saving operation through power reduction
- Optional digital/analogue inputs, if required with 2-point control, for version with sensor input

5. Ordering information**5.1. Bürkert eShop – Easy ordering and quick delivery****Bürkert eShop – Easy ordering and fast delivery**

You want to find your desired Bürkert product or spare part quickly and order directly? Our online shop is available for you 24/7. Sign up and enjoy all the benefits.

[Order online now](#)

5.2. Bürkert product filter**Bürkert product filter – Get quickly to the right product**

You want to select products comfortably based on your technical requirements? Use the Bürkert product filter and find suitable articles for your application quickly and easily.

[Try out our product filter](#)

5.3. Ordering chart

Type 8605 control for proportional valves

Note:

- For two possible current ranges, the smaller one should be preferred.
- When using the control electronics in combination with valves from other manufacturers, make sure that these valves do not fall below a minimum load of 7Ω. Activation of valves with a lower minimum load will damage the Type 8605 electronic control unit.

Version	Max. coil current range [mA]	Article no.	2861, 2871 24 V DC	2861, 2871 12 V DC	2863, 2873 24 V DC	2863, 2873 12 V DC	2865, 2875 24 V DC	2865, 2875 12 V DC	2836 24 V DC	6024 24 V DC	6024 12 V DC	6223 24 V DC	6223 12 V DC
			Cable plug with PG gland	200...1000	316530			x	x	x			x
Cable plug with M12 connection	200...1000	316528			x	x	x			x		x	
Cable plug with PG gland	500...2000	316529				x	x	x	x	x	x		x
Cable plug with M12 connection	500...2000	316526				x	x	x	x	x	x		x
Cable plug with PG gland without control unit	200...1000	316521			x	x	x			x		x	
Cable plug with M12 connection without control unit	200...1000	316522			x	x	x			x		x	
Cable plug with PG gland without control unit	500...2000	316523				x	x	x	x	x	x		x
Cable plug with M12 connection without control unit	500...2000	316525				x	x	x	x	x	x		x
DIN rail	40...220	316531	x										
DIN rail	200...1000	316532	x	x	x	x	x			x		x	
DIN rail	500...2000	316533				x	x	x	x	x	x		x
Cable plug with M12 connection büS PWM ^{1.)}	200...1000	355655			x	x	x			x		x	
Cable plug with M12 connection büS PWM ^{1.)}	500...2000	364714				x	x	x	x	x	x		x

1.) Available from April 2020

Type 8605 (büS) control for shut-off/solenoid valves








Version	Article no.
Cable plug with M12 connection	302988
Cable plug with M12 connection and sensor input (M12)	302990

5.4. Ordering chart accessories

Analogue version

Accessory	Article no.
Control unit for Type 8605 Cable plug	582878
Right-angle plug M12 4-pol.	784301
M12 connecting cable 4-pol. 5 m length	918038
Cover set (for control electronics without control unit)	670549

bùS version

Selection of accessories	Article no.
bùS-stick set 1 (incl. connection cable (M12 and micro-USB), bùS-stick with integrated terminating resistor, power supply and other accessories)	772426 
bùS-stick set 2 (connection cable (M12 and micro-USB), bùS-stick with integrated terminating resistor)	772551 
bùS-Y distributor, M12	772420 
bùS-Y distributor, M12 with voltage interruption	772421 
Terminating resistor, plug, M12	772424 
Terminating resistor, socket, M12	772425 
bùS-cable extension, 0.2 m (connecting M12 plug on M12 socket)	772402 
bùS-cable extension, 0.5 m (connecting M12 plug on M12 socket)	772403 